

N E X A | www.nexaexperience.com

 **MARUTI SUZUKI**



BALENO



MADE OF METTLE

Powerful stance, iconic body and innovative features. The Baleno is more than just the personification of these qualities. They symbolise the car's attitude and the reason that it is Made of Mettle. Its unique design flows harmoniously, which combines with its efficient performance, making it a car that surpasses all expectations. So shift into drive, pull on to the roads and feel its mettle.



R I D E T H E W A V E

Harmony, Elegance and Energy Wave.
The elements that inspire the Baleno's
unique Liquid Flow Design. Based on an energetic
mass of water in motion, the body sports highly
defined curves and powerful styling with a low
flowing silhouette. The Baleno is here to grab
attention by eclipsing conventions.



A SHINING SENSATION

The bold front fascia is accentuated with chrome to add a class of elegance. The chrome accentuations extend from the sides all the way to the rear to give a stunning look which is sure to outshine all.



L I G H T U P T H E W A Y

The Baleno is equipped with Projector Headlamps with Daytime Running Lamps, and Rear Combination Lamps with LED. The lights are come with Follow Me Home/Lead Me to Vehicle functions that illuminate the road ahead for a short period of time. Powerful and bright, they are perfect to light up your drive.



CAPTIVATING FROM INSIDE

The Baleno comes with premium all black interiors. As you lower yourself into the plush and comfortable seats, you notice one thing - perfection. Every detail inside has been crafted with excellence. Ensuring that style and elegance blend together harmoniously.



ULTIMATE
ELEGANCE &
UNPARALLELED
QUALITY

The feeling that you get as you enter the Baleno is incomparable. Its harmonious design extends inside along its stylish dashboard, premium all black interiors and silver accents. Beyond elegant styling, the interior innovations make your drive informative and convenient. Ensuring that once you step in, you'd never want to leave.



1



2



3



4



5



6

EQUIPPED TO ENTHRALED

ENTERTAINMENT SYSTEM

The Baleno is equipped with a state-of-the-art SmartPlay Infotainment System. Its Apple CarPlay function is the smartest way to use your iPhone through the touchscreen. It uses Siri to make calls, send and receive messages, listen to music, all in a way that lets you focus on the road ahead. That's not all, it also has a host of innovative features like Bluetooth Connectivity, Smartphone Connectivity, Media Connectivity and Steering Mounted Audio Controls. Ensuring you are entertained on the go.

TILT & TELESCOPIC STEERING

The steering column features a telescopic and tilt adjustment for the driver's convenience. Making sure that you always have a comfortable drive.

1 STEERING MOUNTED AUDIO CONTROLS

2 TILT & TELESCOPIC STEERING

3 APPLE CARPLAY

4 SMARTPLAY INFOTAINMENT SYSTEM

5 NAVIGATION SYSTEM

6 REVERSE PARKING CAMERA DISPLAY



* Apple and iPhone are trademarks of Apple Inc., registered in the U.S. and other countries.
* Apple CarPlay is a trademark of Apple Inc. Apple CarPlay is available in the countries listed in the following link: <http://www.apple.com/ios/feature-availability/#applecarplay-applecarplay>.
* Apple CarPlay is compatible with the iPhone models listed in the following link: <http://www.apple.com/ios/carplay>.



1



2

3

4

5

TRACK YOUR DRIVE

The Baleno keeps you informed about every aspect of the car as you drive. Its coloured TFT multi-information display tracks and shows multiple information like engine output and average fuel consumption.

1 DOORS OPEN DISPLAY

2 AVERAGE FUEL ECONOMY

3 POWER & TORQUE

4 AVERAGE SPEED

5 CLOCK



MORE SPACE FOR MORE ADVENTURE

The Baleno's boot space is big enough to cater to your needs. Its large opening, 60:40 rear split seat and parcel shelf give you all the extra room you need.



1



2



3

UTILITY AT ITS BEST

The Baleno comes with multiple features that give you extra room for your daily necessities. Ensuring that everything you need is conveniently within arm's reach.

1 FRONT DOORS BOTTLE HOLDER

2 FRONT FLOOR CONSOLE

3 ARM REST STORAGE CONSOLE



TAILORED TO PERFECTION

A thin roof-spoiler accentuates the flowing design of the Baleno. The Rear Combination Lamps make the car stand out with its distinctive LED lights. The rear exudes elegant and powerful styling combined with the low, wide silhouette that gives the Baleno that commanding persona.

1 REAR SPOILER

2 DYNAMIC ALLOY WHEELS



KEEPS AWAY UV RADIATION



For the first time in this segment, here's a car equipped with special UV Cut glass that reduces the harmful UV rays. Keeping your skin protected.

3 UV CUT GLASS



SEAMLESS SHIFTING

The Baleno comes with a CVT or Continuously Variable Transmission giving infinite gear ratios. The new generation CVT system with auxiliary gearbox provides seamless performance without shift and shocks, when accelerating and decelerating. Thus, providing better driveability and excellent fuel economy.



NEW GENERATION PLATFORM

The innovative new platform has improved the crash resiliency, enhanced the rigidity and improved NVH (Noise, Vibration and Harshness) performance.



TURN FUEL INTO ADRENALINE

PETROL

Inside the heart of the Baleno sits a powerful 1.2L VVT engine available in 5 speed manual transmission and CVT options. Delivering exceptional power and torque, the engine is built to produce better low end torque. The engine provides better combustion, reduced engine friction and lower emissions. All this adds up to the Baleno delivering best-in-class fuel efficiency.



THE SILENT PERFORMER



DIESEL

Powered by the powerful DDiS 190 engine, the Baleno delivers a robust performance. The acclaimed engine delivers silent performance with reduced emissions, thus giving best-in-class fuel efficiency.



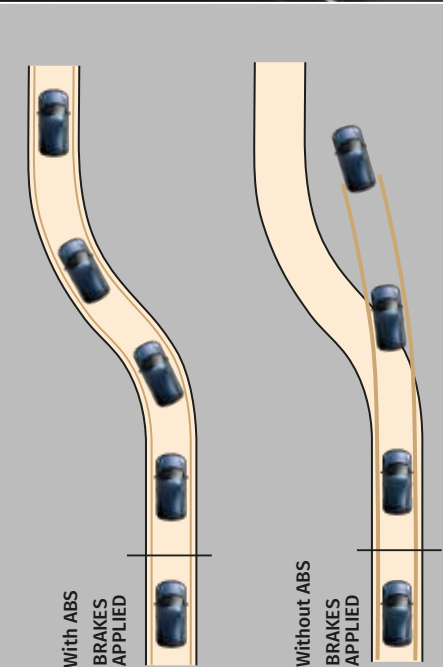
SURROUNDED IN SAFETY

Safety is always a priority. The new Baleno comes with every top of the line safety feature to ensure that you are always protected.

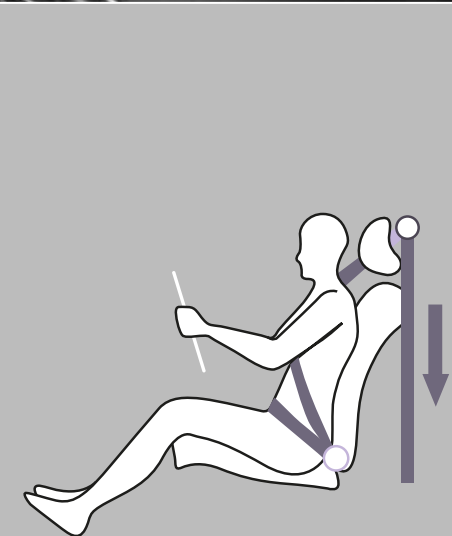
- 1 DUAL FRONT AIRBAGS**
Mitigate collision forces in the event of a frontal impact.
- 2 ANTI PINCH POWER WINDOW**
The driver side window is equipped with an anti pinch sensor that retracts the window on detecting any obstacle. Thus, avoiding any injury to the occupant.
- 3 ABS**
Improves vehicle control and prevents wheel locking and skidding.
- 4 FRONT SEAT BELTS WITH PRE-TENSIONERS AND FORCE LIMITERS**
Built to alleviate impact to the chest and provide excellent occupant restraint in the event of a collision.



ANTI PINCH POWER WINDOW



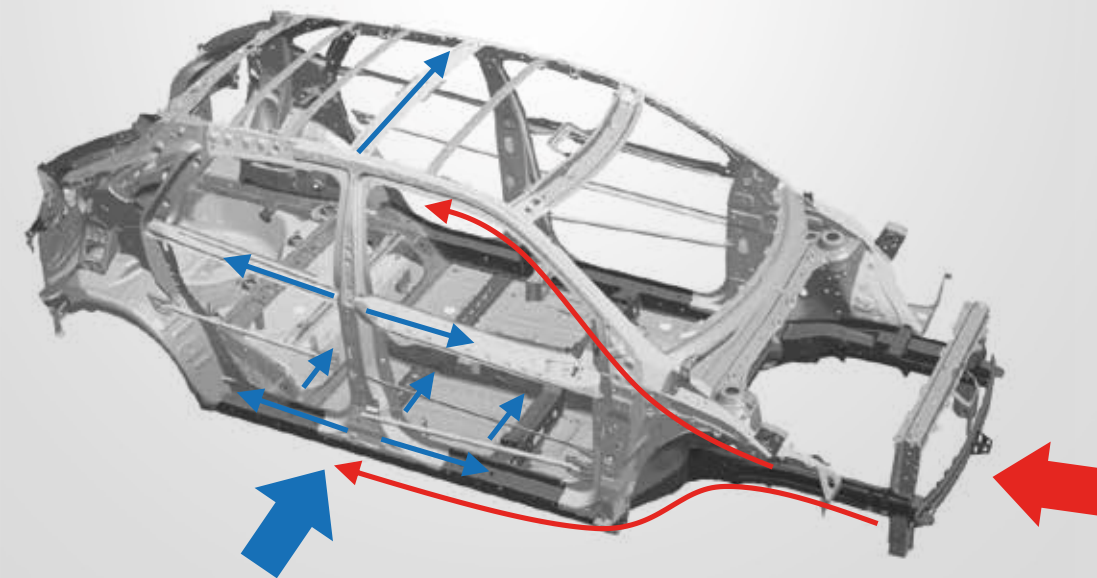
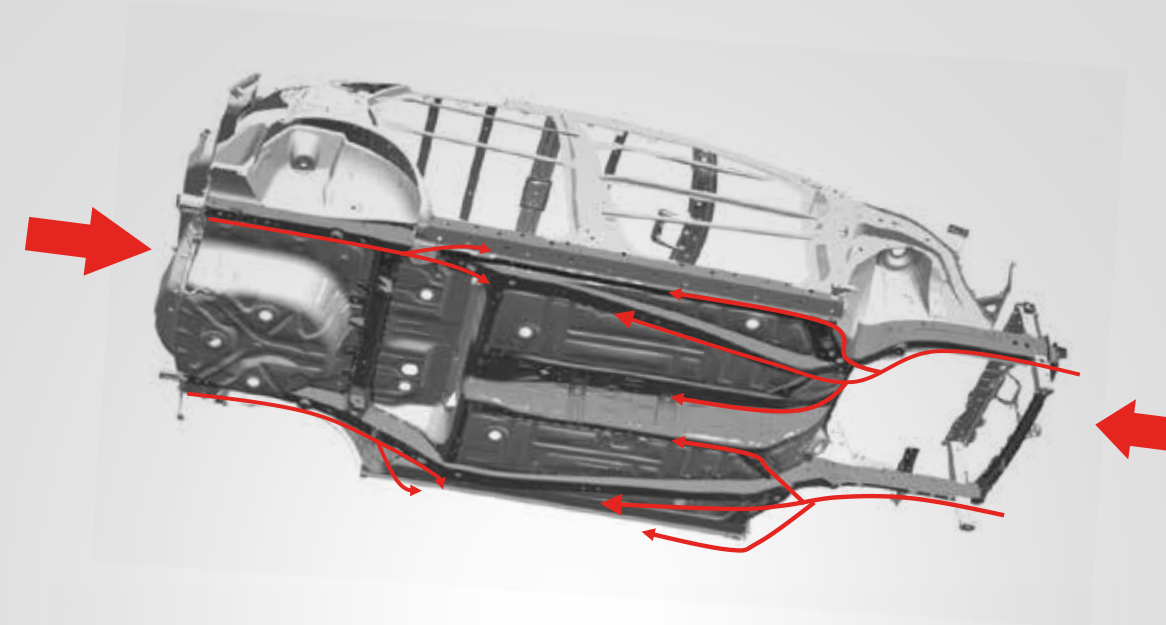
ABS with EBD



FRONT SEAT BELTS WITH PRE-TENSIONERS
AND FORCE LIMITERS

TECT

TOTAL EFFECTIVE CONTROL TECHNOLOGY



ENHANCED PROTECTION

TOTAL EFFECTIVE CONTROL TECHNOLOGY
The Baleno conforms to the highest safety norms using Suzuki's TECT or Total Effective Control Technology. This results in effective absorption and dispersion of crash energy which provide higher safety for occupants. Built using stronger and safer high tensile steel, the body achieves high rigidity by placing the 'right material at the right place'.

FEATURE LIST									
	Sigma	Delta	Delta (Automatic)	Zeta	Alpha	Sigma	Delta	Zeta	Alpha
	PETROL					DIESEL			
EXTERIOR									
Body coloured door handles	✓	✓	✓	—	—	✓	✓	—	—
Chrome door handles	—	—	—	✓	✓	—	—	✓	✓
Body coloured ORVMs	✓	✓	✓	✓	✓	✓	✓	✓	✓
Body coloured bumpers	✓	✓	✓	✓	✓	✓	✓	✓	✓
Chrome accent front grille	—	✓	✓	✓	✓	—	✓	✓	✓
Turn indicators on ORVMs	—	✓	✓	✓	✓	—	✓	✓	✓
Back door spoiler	✓	✓	✓	✓	✓	✓	✓	✓	✓
Full wheel cap	—	✓	✓	—	—	—	✓	—	—
Alloy wheels	—	—	—	✓	✓	—	—	✓	✓
Daytime Running Lamps with LED	—	—	—	—	✓	—	—	—	✓
Rear Combination Lamps with LED	✓	✓	✓	✓	✓	✓	✓	✓	✓
Projector headlamps	—	—	—	—	✓	—	—	—	✓
A+B+C Pillar blackout	✓	✓	✓	✓	✓	✓	✓	✓	✓
UV Cut Glass (Front doors + Rear doors + Qtr glass)	—	—	—	✓	✓	—	—	✓	✓
INTERIOR									
Metal finish inside door handles	—	✓	✓	✓	✓	—	✓	✓	✓
Metal finish tipped parking brake	—	✓	✓	✓	✓	—	✓	✓	✓
Glove box illumination	—	—	—	✓	✓	—	—	✓	✓
Luggage room illumination	—	—	—	✓	✓	—	—	✓	✓
Front footwell illumination	—	—	—	✓	✓	—	—	✓	✓
Multi Information Speedometer Display (with colour TFT)	—	—	—	✓	✓	—	—	✓	✓
Leather wrapped steering wheel	—	—	—	✓	✓	—	—	✓	✓
SAFETY & SECURITY									
Anti-theft security system	✓	✓	✓	✓	✓	✓	✓	✓	✓
Suzuki TECT body	✓	✓	✓	✓	✓	✓	✓	✓	✓
Front disc brakes	✓	✓	✓	✓	✓	✓	✓	✓	✓
ABS with EBD	✓	✓	✓	✓	✓	✓	✓	✓	✓
Dual horn	✓	✓	✓	✓	✓	✓	✓	✓	✓
Headlamp leveling	✓	✓	✓	✓	✓	✓	✓	✓	✓
Front fog lamps	—	—	—	✓	✓	—	—	✓	✓
Auto headlamps	—	—	—	✓	✓	—	—	✓	✓
Dual airbags	✓	✓	✓	✓	✓	✓	✓	✓	✓
Front seat belt pre-tensioners	✓	✓	✓	✓	✓	✓	✓	✓	✓
Front seat belt force limiters	✓	✓	✓	✓	✓	✓	✓	✓	✓
Pinch guard power window (Driver)	—	✓	✓	✓	✓	—	✓	✓	✓
Auto diming IRVM	—	—	—	✓	✓	—	—	✓	✓
Driver side seat belt reminder	✓	✓	✓	✓	✓	✓	✓	✓	✓
Rev. parking sensors	—	✓	✓	✓	✓	—	✓	✓	✓
Rev. parking camera	—	—	—	—	✓	—	—	—	✓
Rear wiper & washer	—	✓	✓	✓	✓	—	✓	✓	✓
Rear defogger	—	✓	✓	✓	✓	—	✓	✓	✓

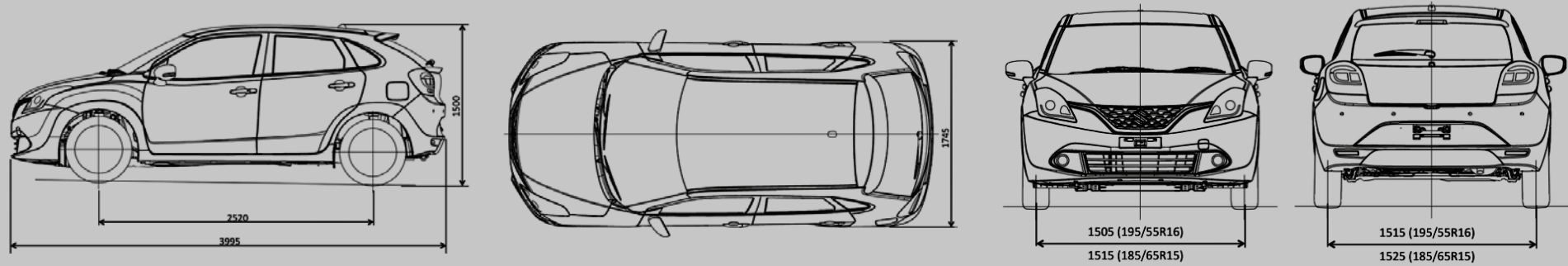
LEGEND: (✓) Available, (—) Not Available.

#Some parts of the leather appointed upholstery will contain man-made material.

FEATURE LIST									
	Sigma	Delta	Delta (Automatic)	Zeta	Alpha	Sigma	Delta	Zeta	Alpha
	PETROL					DIESEL			
ENTERTAINMENT									
Audio with FM /MP3/CD	—	✓	✓	✓	—	—	✓	✓	—
SmartPlay Infotainment System	—	—	—	—	✓	—	—	—	✓
Bluetooth	—	✓	✓	✓	✓	—	✓	✓	✓
Aux & USB	—	✓	✓	✓	✓	—	✓	✓	✓
Steering mounted audio control	—	✓	✓	✓	✓	—	✓	✓	✓
Navigation system	—	—	—	—	✓	—	—	—	✓
Voice command	—	—	—	—	✓	—	—	—	✓
Smartphone Connect/Apple CarPlay	—	—	—	—	✓	—	—	—	✓
COMFORT & CONVENIENCE									
Central locking	✓	✓	✓	✓	✓	✓	✓	✓	✓
Remote keyless entry	—	✓	✓	✓	✓	—	✓	✓	✓
Front power windows	✓	✓	✓	✓	✓	✓	✓	✓	✓
Rear power windows	—	✓	✓	✓	✓	—	✓	✓	✓
Auto-up power window (Driver)	—	✓	✓	✓	✓	—	✓	✓	✓
Electrically foldable ORVMs	—	✓	✓	✓	✓	—	✓	✓	✓
Telescopic steering	—	—	—	✓	✓	—	—	✓	✓
Tilt steering	✓	✓	✓	✓	✓	✓	✓	✓	✓
Front seat adjustable headrest	✓	✓	✓	✓	✓	✓	✓	✓	✓
Rear seat adjustable headrest	—	✓	✓	✓	✓	—	✓	✓	✓
Manual AC	✓	—	—	—	—	✓	—	—	—
Auto AC	—	✓	✓	✓	✓	—	✓	✓	✓
Follow me home/lead to vehicle	—	—	—	✓	✓	—	—	✓	✓
Front centre armrest with storage	—	—	—	✓	✓	—	—	✓	✓
60:40 Split seat (Rear)	—	✓	✓	✓	✓	—	✓	✓	✓
Height adjustable driver seat	—	—	—	✓	✓	—	—	✓	✓
Front and rear accessory socket	✓	✓	✓	✓	✓	✓	✓	✓	✓
Push start/stop with smart key	—	—	—	✓	✓	—	—	✓	✓

TECHNICAL SPECIFICATIONS		
DIMENSIONS	PETROL	DIESEL
Length (mm)		3995
Width (mm)		1745
Height (mm)		1500
Wheelbase (mm)		2520
Ground clearance (mm)		170**
Boot space (l)		339*
ENGINE		
Engine Capacity (cc)	1197	1248
Max power (kW@rpm)	62/6000	55.2/4000
Max torque (Nm@rpm)	115/4000	190/2000
Camshaft	DOHC	DOHC
No. of Cylinder	4	
TRANSMISSION		
Type	5MT/CVT	5MT
BRAKES		
Front	Disc	Disc
Rear	Drum	Drum
STEERING		
Min. turning radius (m)	4.9	
Power steering type	Electric, Rack & Pinion type	Electric, Rack & Pinion type
SUSPENSION		
Front	McPherson Strut	McPherson Strut
Rear	Torsion Beam	Torsion Beam
OTHERS		
Fuel efficiency (km/l)	21.4***	27.39***
Fuel tank capacity (l)	37	37
Kerb weight (kg)	865-890 (MT), 910 (CVT)	960-985
Seating capacity	5	5
#Tyre size	185/65 R15	185/65 R15
	195/55 R16	195/55 R16

*VDA Method. **Unladen Condition ***Fuel efficiency as certified by test agency under Rule 115 of CMVR 1989.



▲ Ray Blue



▲ Fire Red



▲ Premium Silver



▲ Autumn Orange



▲ Premium Urban Blue



▲ Pearl Arctic White



▲ Granite Gray

Features shown may vary from variant to variant. Car colour may vary due to printing on paper.
#Spare wheel material is steel & spare tyre size is 185/65 R15.